

World History

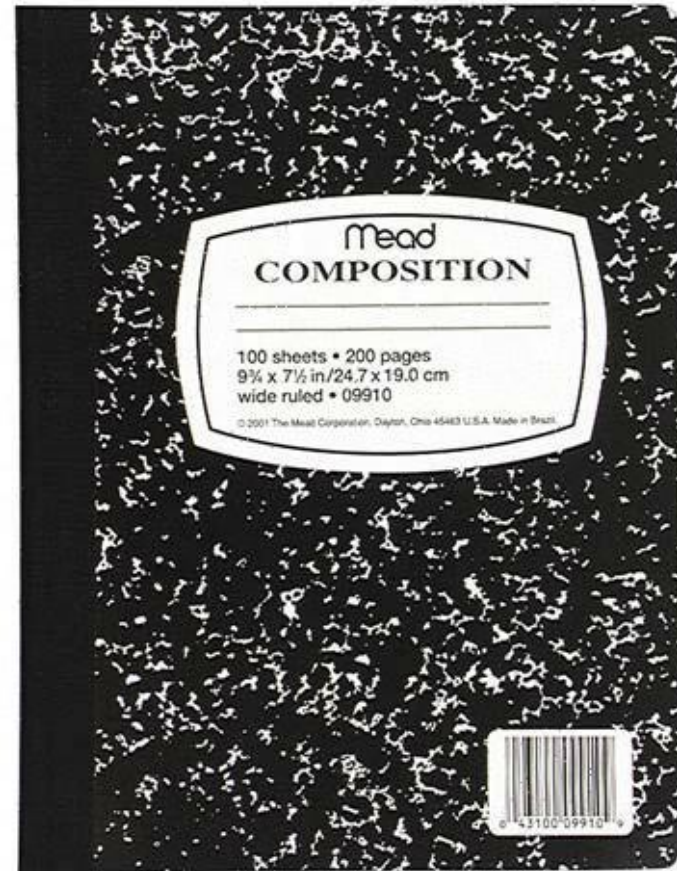
Class Introduction

Materials needed for class

- ❖ Composition Book (Journal)
- ❖ 2-inch 3 Ring Binder
- ❖ Textbooks can be checked out , but are not issued.
- ❖ Colored Pencils
- ❖ Scotch Tape...a lot! This is for journal activities.
- ❖ Pencils for tests.

The Journal

- ❖ You will need to purchase a 100 page composition book to be used as a journal.
- ❖ Inside the journal you will need to leave 4 pages open for a table of contents.
- ❖ Each Unit begins with the Standards and EQ's. Tape them in your journals!
- ❖ All Journal entries should be titled and numbered in the right hand corner.
- ❖ Your Student Progress Sheet along with the standards should be attached at the beginning of each unit.



The 3-Ring Binder

- ❖ Use 10 Dividers to separate the 10 Units.
- ❖ We will use the Binder for:
 - ❖ Notes
 - ❖ Exercises
 - ❖ Mind-Mapping
 - ❖ Warm-ups related to the Units



The Tests

- ❖ There are 10 Unit Tests.
- ❖ There are two ways which will might approach the class:
 - ❖ #1 Mastery – each unit test will be passed before proceeding to the next unit.
 - ❖ #2 Deadlines – each unit has a specific time for completion.

As the teacher, I will decide which path we will take as a class.

Classroom Procedure on Tests and Journals (Deadlines)

- ❖ This deadline for the unit implies:
- ❖ The Deadline to receive full credit for ALL journals is the date of the unit test.
- ❖ There is **ONE** date set for the completion of the entire unit. Journals that are incomplete have **one week** following the **test** to be completed.
- ❖ You can receive a maximum score of 70% on late work.
- ❖ There is no retesting for failed exams.

Classroom Procedure on Tests and Journals **(Deadlines)**

- ❖ Journals will be graded once.
- ❖ In the case of an absence, we will follow school procedures, which gives you an extra day for each day of absence. Our class materials are online.
- ❖ You can earn extra points on exams through enrichment activities.

<https://rhsworldhistory.wikispaces.com/>

Classroom Procedure on Tests and Journals (Master)

- ❖ You will pass a unit test before you move to the next unit.
- ❖ Journals will be graded as they are completed.
- ❖ You can receive a maximum score of 80% on any retake.
- ❖ You can earn extra points on exams through enrichment activities.

Test Levels (Master)

- ❖ If you fail a test in (Master) you move to the next level of testing. You must pass a test before you can proceed to the next unit.
- ❖ Level 1 = Multiple Choice Test
- ❖ Level 2 = Essay Test
 - ❖ You will be given a series of topics that you must write about. It will be scored as a Pass/Fail
- ❖ Level 3 = Interview
 - ❖ You will have a formal interview with the teacher. It will be scored as a Pass/Fail

What is an Essential Question?

- ❖ An EQ is a question that is “essential” for you to understand.
- ❖ Essential means absolutely necessary!!

Does this mean I don't need to know the other stuff??

- ❖ There will be some material that I might say is not essential, but it could appear on the test.
- ❖ HUH????
- ❖ Essential Question topics will be represented by several questions on the test.
- ❖ Other Material may have just one....or none.

DO I NEED TO TAKE NOTES??

- ❖ Yes....All material that you hear could be on the test, unless I state otherwise.
- ❖ Your notebook is your own...it will not be collected.

**What gets
graded???**

**I Don' t want to do
anything I don' t
have to!!!**

Basically you get two types of grades:

Major (40%)= Tests/Journal Checks

Minor (60%) = Journals

Grading Policies and Procedures:

Grading Scale: 100-90%=A, 89-80%=B, 79-75%=C, 74-70%=D, 69% and below=F

Quarter grades will be based on the following items:

1. Journal / Class Work= 60%
2. Tests/ Quizzes = 40%

Semester grades will be based on the following:

1. Quarter 1 = 40%
2. Quarter 2 = 40%
3. Final Exam = 20%

Can I get Extra Credit???

- ❖ You will have an opportunity to earn extra credit points on your unit test by completing a variety of projects. These can add between 5 – 10 points on your test grades.
- ❖ **You can earn no more than 10 points per test!**

Student Progress Charts

It is the Class!!

**You can view all the progress charts for the units
ahead of time by using the class website.**

<https://rhsworldhistory.wikispaces.com>

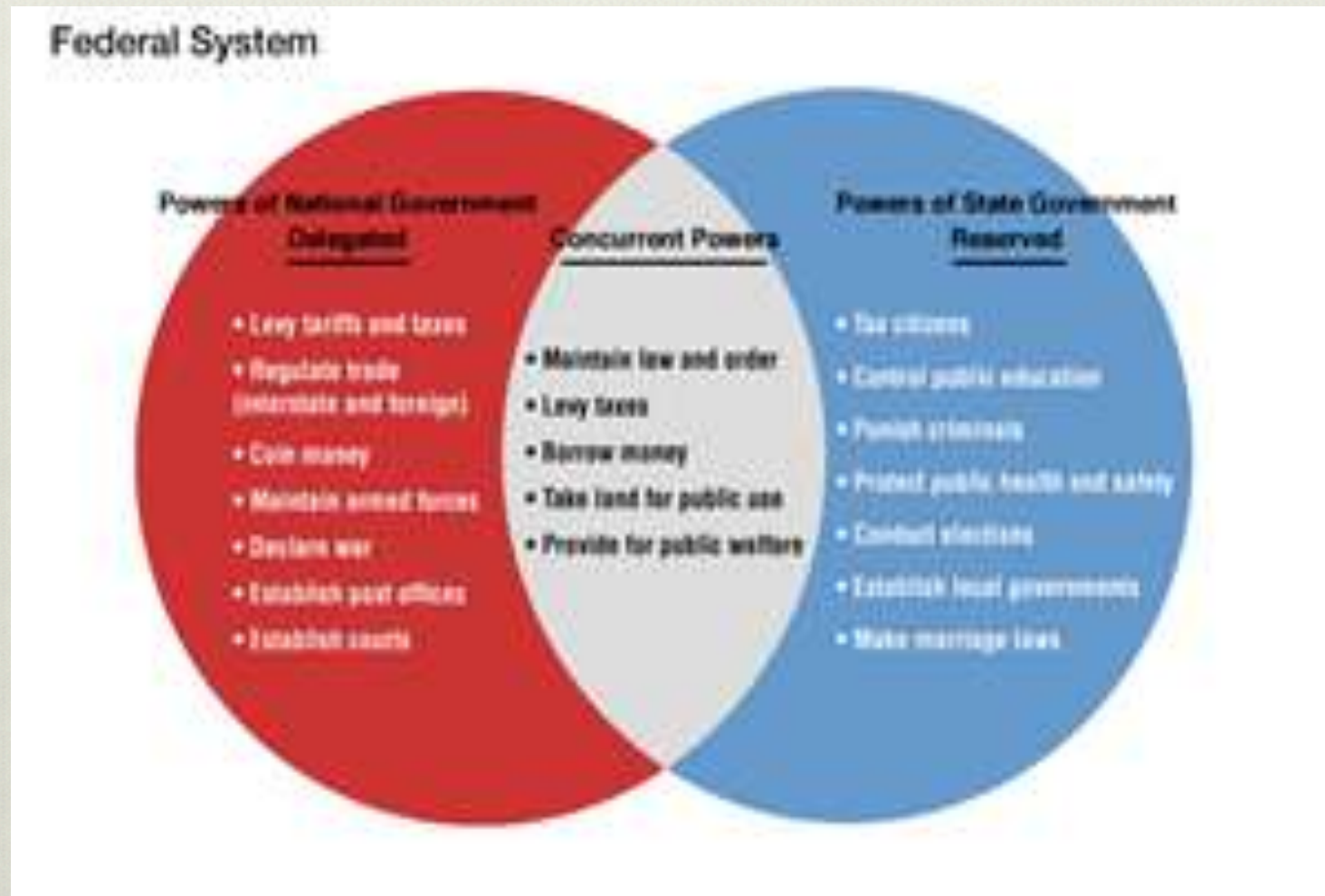
When you are working your **Student Progress Charts** you will be doing a variety of activities that will include using Graphic Organizers.

Graphic organizers (some of which are also called concept maps) are a pictorial way of constructing knowledge and organizing information.

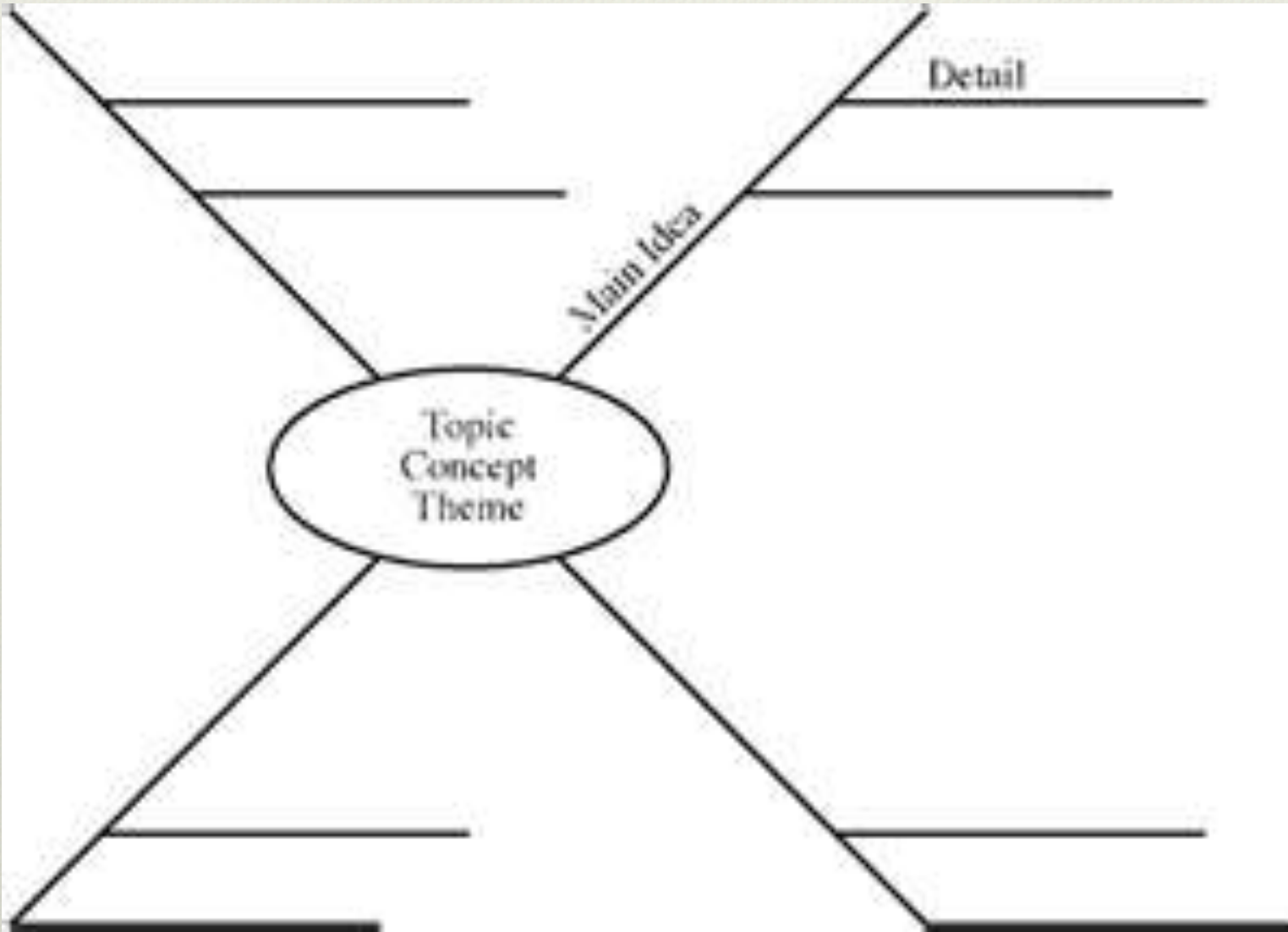
They help the you convert and compress a lot of seemingly disjointed information into a structured, simple-to-read, graphic display.

What are the benefits to using Concept Maps?

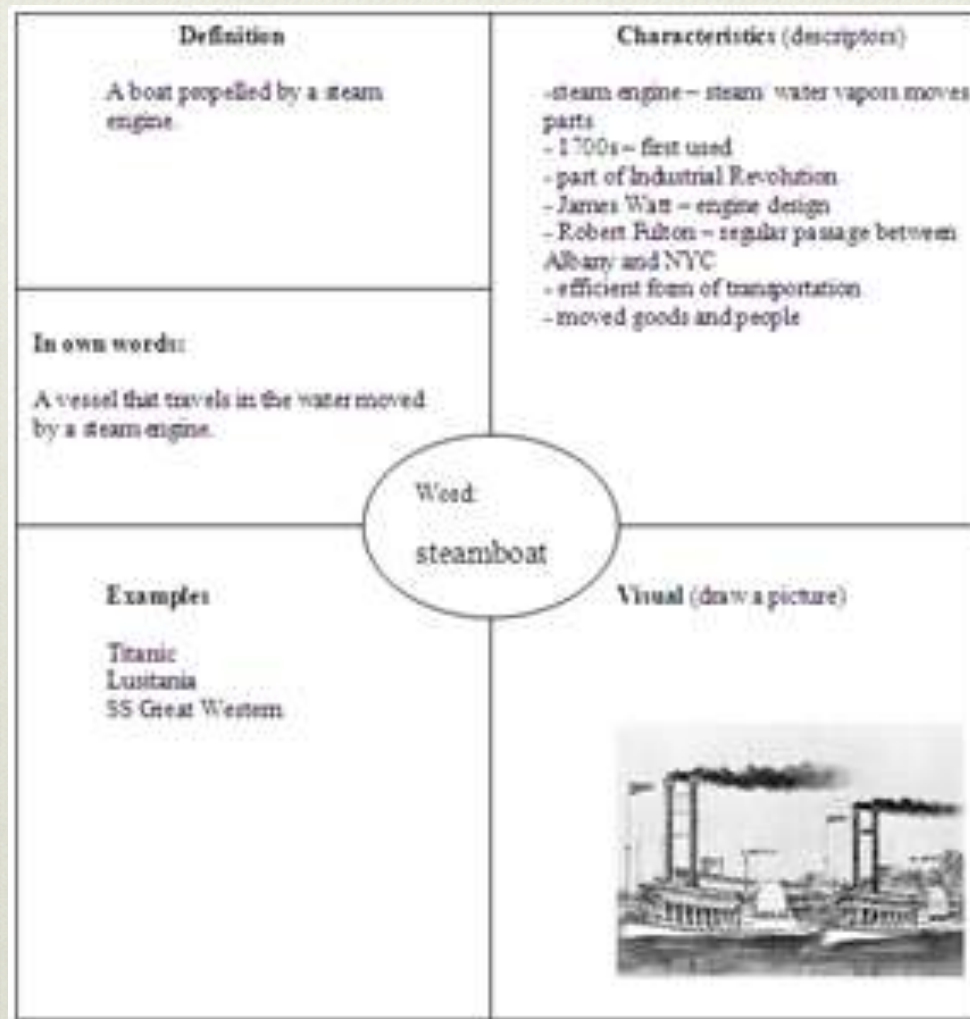
❖ Here are some examples you can use.



Vein Diagram: Compare and Contrast



Topic Concept Theme



Frayer Model Graphic Organizer

Historians disagree as to the causes of the Great Depression. Most scholars would include:



Spider Map!!

News Article Graphic Organizer

What?	When?
What?	When?
What?	When?
Where?	When?
Why?	When?
How?	When?

(C. O'Connor June 1986)

Timeline Graphic organizer

Name _____

Plotting context _____

Cause & Effect

What action took place in the story?

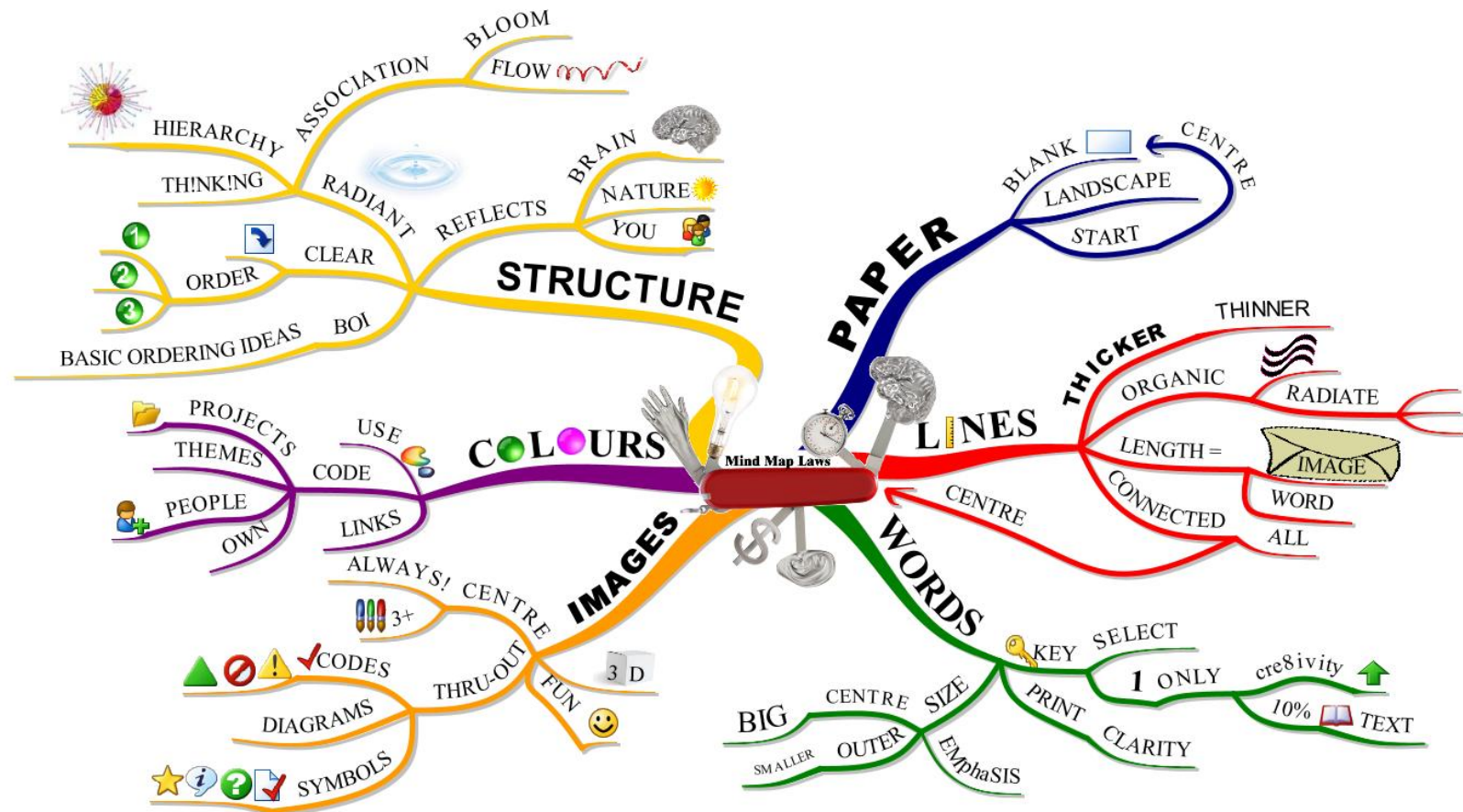
What was the result?

26

Copyright © 2000 by The McGraw-Hill Companies, Inc. All rights reserved.

Cause and Effect Graphic Organizer

Mind Maps



So where do I go from here?

- ❖ Purchase a Journal/3 Ring Binder
- ❖ Purchase tape, scissors, colored pencils, pens and pencils.
- ❖ Textbooks are not issued but can be checked out
- ❖ Be on time...and then smile....

TODAY YOU BEGIN YOUR JOURNEY!!!